

Review > Semin Cutan Med Surg. 2013 Mar;32(1):41-52.

Low-level laser (light) therapy (LLLT) in skin: stimulating, healing, restoring

Pinar Avci ¹, Asheesh Gupta, Magesh Sadasivam, Daniela Vecchio, Zeev Pam, Nadav Pam, Michael R Hamblin

Affiliations + expand

PMID: 24049929 PMCID: PMC4126803

Free PMC article

Abstract

Low-level laser (light) therapy (LLLT) is a fast-growing technology used to treat a multitude of conditions that require stimulation of healing, relief of pain and inflammation, and restoration of function. Although skin is naturally exposed to light more than any other organ, it still responds well to red and near-infrared wavelengths. The photons are absorbed by mitochondrial chromophores in skin cells. Consequently, electron transport, adenosine triphosphate nitric oxide release, blood flow, reactive oxygen species increase, and diverse signaling pathways are activated. Stem cells can be activated, allowing increased tissue repair and healing. In dermatology, LLLT has beneficial effects on wrinkles, acne scars, hypertrophic scars, and healing of burns. LLLT can reduce UV damage both as a treatment and as a prophylactic measure. In pigmentary disorders such as vitiligo, LLLT can increase pigmentation by stimulating melanocyte proliferation and reduce depigmentation by inhibiting autoimmunity. Inflammatory diseases such as psoriasis and acne can also be managed. The noninvasive nature and almost complete absence of side effects encourage further testing in dermatology.

Conflict of interest statement

Conflict of Interest Disclosures: The authors have completed and submitted the ICMJE Form for Disclosure for Potential Conflicts of Interest and none were reported. Dr Gupta has received a grant from Boyscast Fellowship, Rolo-11, in India. All other authors have nothing to disclose.

Figures



Figure 1 Mechanism of action of LLLT...

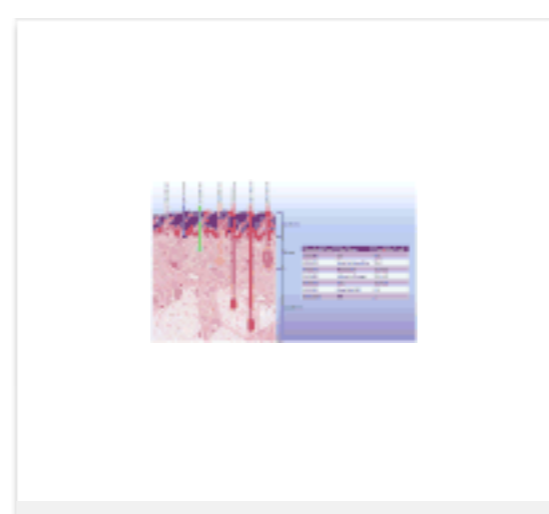


Figure 2 Tissue penetration depths of various...




Figure 3 Examples of LLLT devices in...



Figure 4 Possible mechanism of actions for...



Figure 5 Illustration of acne treatment with...

Similar articles

Effect of red and near-infrared wavelengths on low-level laser (light) therapy-induced healing of partial-thickness dermal abrasion in mice.

Gupta A, Dai T, Hamblin MR.

Lasers Med Sci. 2014 Jan;29(1):257-65. doi: 10.1007/s10103-013-1319-0. Epub 2013 Apr 26.

PMID: 23619627

Free PMC article.

Skin penetration time-profiles for continuous 810 nm and Superpulsed 904 nm lasers in a rat model.

Joensen J, Ovsthus K, Reed RK, Hummelsund S, Iversen VV, Lopes-Martins RÁ, Bjordal JM.

Photomed Laser Surg. 2012 Dec;30(12):688-94. doi: 10.1089/pho.2012.3306. Epub 2012 Oct 1.

PMID: 23025702

Superpulsed (Ga-As, 904 nm) low-level laser therapy (LLLT) attenuates inflammatory response and enhances healing of burn wounds.

Gupta A, Keshri GK, Yadav A, Gola S, Chauhan S, Salhan AK, Bala Singh S.

J Biophotonics. 2015 Jun;8(6):489-501. doi: 10.1002/jbio.201400058. Epub 2014 Sep 10.

PMID: 25207838

Local and systemic effects of low-level light therapy with light-emitting diodes to improve erythema after fractional ablative skin resurfacing: a controlled study.

Waniphakdeechea R, Iamphonrat T, Phothong W, Eimpunth S, Manuskiatti W.

Lasers Med Sci. 2019 Mar;34(2):343-351. doi: 10.1007/s10103-018-2599-1. Epub 2018 Aug 3.

PMID: 30074109

Clinical Trial.

Low-level laser therapy for wound healing: mechanism and efficacy.

Posten W, Wrone DA, Dover JS, Arndt KA, Silapunt S, Alam M.

Dermatol Surg. 2005 Mar;31(3):334-40. doi: 10.1111/j.1524-4725.2005.31086.

PMID: 15841638

Review.

See all similar articles

Cited by 159 articles

Femtosecond-laser stimulation induces senescence of tumor cells *in vitro* and *in vivo*.

Zhao X, Tang W, Wang H, He H.

Biomed Opt Express. 2022 Jan 14;13(2):791-804. doi: 10.1364/BOE.449456. eCollection 2022 Feb 1.

PMID: 35284179

Free PMC article.

Blue Laser Irradiation Decreases the ATP Level in Mouse Skin and Increases the Production of Superoxide Anion and Hypochlorous Acid in Mouse Fibroblasts.

Nakayama E, Kushibiki T, Mayumi Y, Azuma R, Ishihara M, Kiyosawa T.

Biology (Basel). 2022 Feb 12;11(2):301. doi: 10.3390/biology11020301.

PMID: 35205166

Free PMC article.

Immune-modulating properties of blue light do not influence reepithelization *in vitro*.

Denzinger M, Schenk KBM, Krauß S, Held M, Daigeler A, Wolfertstetter PR, Knorr C, Illg C, Eisler W.

Lasers Med Sci. 2022 Jan 19. doi: 10.1007/s10103-022-03502-6. Online ahead of print.

PMID: 35048232

Low-level laser therapy is effective in controlling postoperative pain in lower third molar extractions: a systematic review and meta-analysis.

de Barros DD, Dos Santos Barros Catão JS, Ferreira ACD, Simões TMS, de Vasconcelos Catão MHC.

Lasers Med Sci. 2022 Jan 11. doi: 10.1007/s10103-021-03470-3. Online ahead of print.

PMID: 35013845

Lightwave-reinforced stem cells with enhanced wound healing efficacy.

Kim YJ, Jeon HR, Kim SW, Kim YH, Im GB, Im J, Um SH, Cho SM, Lee JR, Kim HY, Joung YK, Kim DI, Bhang SH.

J Tissue Eng. 2021 Dec 18;12:20417314211067004. doi: 10.1177/20417314211067004. eCollection 2021 Jan-Dec.

PMID: 34987748

Free PMC article.

See all "Cited by" articles

Publication types

> Research Support, N.I.H., Extramural

> Research Support, Non-U.S. Gov't

> Review

MeSH terms

> Cicatrix / radiotherapy*

> Humans

> Low-Level Light Therapy / methods*

> Rejuvenation*

> Skin / radiation effects*

> Wound Healing / radiation effects*

Related information

MedGen

Grant support

R01 AI050875/AI/NIAID NIH HHS/United States

R01AI050875/AI/NIAID NIH HHS/United States

LinkOut - more resources

Full Text Sources

Europe PubMed Central

Frontline Medical Communications Inc

Ovid Technologies, Inc.

PubMed Central

Other Literature Sources

The Lens - Patent Citations

Medical

ClinicalTrials.gov

MedlinePlus Health Information

FULL TEXT LINKS

Full Text
Cytoskeletal Medicine
and Surgery

PMC Full text

ACTIONS

Cite

Favorites

SHARE

Twitter Facebook LinkedIn

PAGE NAVIGATION

< Title & authors

Abstract

Conflict of interest statement

Figures

Similar articles

Cited by


Publication types

MeSH terms

Related information

Grant support

LinkOut - more resources



Effects of red and near-infrared LED light therapy on full-thickness skin graft in rats.
Martignago CCS, et al. Lasers Med Sci. 2020. PMID: 24049929
The aim of the present study was to evaluate the *in vivo* response of different wavelengths (red and near-infrared) of light-em ...

